

Nature Play

SOLE030.074

Balancing beam



SOLE030.074

Balancing beam



1+



1 - 12



2.0 x 0.3 x 0.3 m



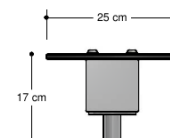
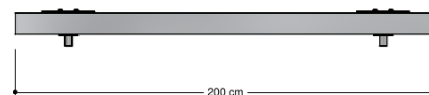
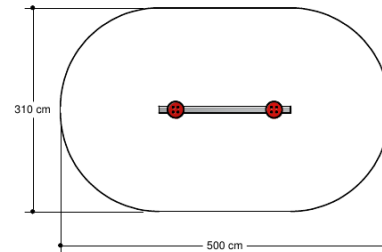
5.0 x 3.1 m



5.0 x 3.1 m



0.3 m



Playfunctions

Balancing

Material

All metal parts are made of stainless steel 304. Floors, walls, climbing walls have a 'wooden' base and are covered with a durable plastic coating. Wall and roof panels are an outdoor quality colored HPL laminate. Connections consist of stainless steel and, where necessary, covered with a plastic cap. The ropes are made of 16 mm vandal proof Hercules rope.

Anchorage

The posts go to a depth of 60 cm in the ground with at the bottom a stainless steel plate to increase the support.

Concrete is not required.

Comments

If the soil does not contribute to the stability it may be necessary to add concrete.

It is possible to deliver the trespass, nets and powder coating work in other colors. Herefor we will add an additional charge.

Opvangzone


Impact area

 WAS, Dutch law

 EN1176

Obstakelvrije zone

Obstacle free zone

 WAS, Dutch law

 EN1176

