



Toddler Play

UKPE045.01R

Playhouse



UKPE045.01R

Playhouse



1+



1 - 6



1.5 x 1.5 x 1.9 m



4.5 x 4.5 m



4.5 x 4.5 m



0.3 m

Playfunctions

Education, play house, role play

Material

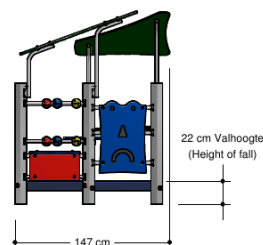
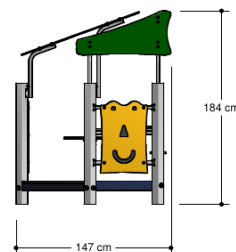
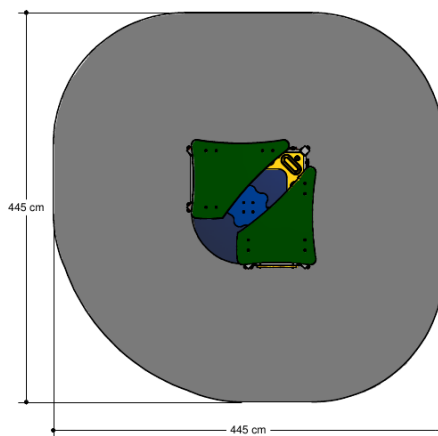
All metal parts are made of stainless steel 304. Floors, walls and climbing walls have a 'wooden' base and the whole is covered with a durable plastic coating. Wall and roof panels are an outdoor quality colored HPL laminate. Connections consist of stainless steel and, where necessary, covered with a plastic cap.

Anchorage

The posts go to a depth of 50 cm in the ground and at the bottom a steel plate to increase the support. Concrete is not required.

Comments

If the soil does not contribute to the stability it may be necessary to add concrete.



Opvangzone


Impact area

 WAS, Dutch law

 EN1176

Obstakelvrije zone

Obstacle free zone

 WAS, Dutch law

 EN1176

